











Club 73 Youth Cup Points																																		
		L. Cromwell-Dorrell (35.986)			J. Stewart-Staff (42.423)			J. Stewart-Staff (54.005)			J. Stewart-Staff (49.552)			J. Stewart-Staff (43.430)			B. McGirr (53.491)			J. Stewart-Staff (54.587)														
Position	Driver Name	Race	Finishing Position	Points	Race	Finishing Position	Points	Race	Finishing Position	Points	Race	Finishing Position	Points	Race	Finishing Position	Points	Race	Finishing Position	Points	Race	Finishing Position	Points	Race	Finishing Position	Points	Wins	Podiums	Fastest Laps	Best Result	Total Pts	Difference			
1	Jasper STEWART-STAFF	B	1	25	A	1	26	A	1	26	A	3	42	A	1	26	A	7	15	A	1	26					5	6	5	25	186	-		
2	Ellis COX	A	5	17	A	8	14	A	2	22	A	2	22	A	4	36	A	4	36	A	5	17					0	3	0	22	150	36		
3	Bobby MCGIRR				A	2	22	A	3	40	A	1	25	A	7	15	A	2	23	A	4	18					0	4	1	25	143	7		
4	Jasper CLARKE-SASSE	A	1	25	A	7	15	A	6	16	A	10	24	A	6	16	A	10	12	A	14	8					1	1	0	25	116	27		
5	Jack SIMMONS	A	7	15	A	6	16	A	4	18	A	5	17	A	13	9	A	6	16	A	7	15					0	0	0	18	106	10		
6	Finley PESCOD	B	4	18	A	9	13	A	11	11				A	11	11	A	5	34	A	8	14					0	0	0	18	101	5		
7	Callum EVE	A	8	14	A	3	20				A	4	18	A	10	12	A	3	20	A	9	13					0	2	0	20	97	4		
8	Tom LIPSCOMBE										A	11	11	A	11	11	B	4	18	A	1	50	A	10	12			1	1	0	25	91	6	
9	Max ANDREWS				A	11	11	A	5	34	A	14	8	A	9	13	A	9	13	A	9	13	A	16	6			0	0	0	17	85	6	
10	Noruwa OWEN	A	6	16	A	4	18				A	9	13	A	8	14	A	8	14	A	8	14	A	13	9			0	0	0	18	84	1	
11	Oliver BORG	A	3	20	A	12	10	A	9	13				A	4	18	A	4	18	A	3	20	A	15	7			0	2	0	20	81	3	
12	Tom ROBERTS	B	8	14		6		A	7	30	A	20	2	A	14	8	A	13	9	A	15	7					0	0	0	15	76	5		
13	Jack LANGFORD										A	8	14	A	5	17	A	11	22	A	11	11					0	0	0	17	64	12		
14	Luke PESCOD	B	6	16	A	15	7	A	14	8				A	12	10	A	14	16	A	17	5					0	0	0	16	62	2		
15	Harry HINTON	A	2	22	A	14	8				A	7	30															0	1	0	22	60	2	
16	Nathan GILL-COGAN	B	2	22	A	13	9	A	17	5							A	12	20								0	1	0	22	56	4		
17	Warren TURVEY													B	7	15	B	3	40									0	1	0	20	55	1	
18	Rhys TYLER										A	18	4	B	8	14	B	4	36									0	0	0	18	54	1	
19	Ollie BRUNEL-WHILE	A	4	18	A	5	17	A	8	14																		0	0	0	18	49	5	
20	Robert CRAWFORD										A	13	9	B	11	11	B	1	25									1	1	0	25	45	4	
21	Tim BRINK													B	6	16	B	12	20	A	19	3					0	0	0	16	39	6		
22	Zac ANDREWS										A	15	7	B	9	13	B	6	16									0	0	0	16	38	1	
23	Jules LARKIN													B	2	22				A	6	16						0	1	0	22	38	0	
24	Layne CROMWELL-DORRELL	B	3	21				A	13	9	A	16	6															0	1	1	20	36	2	
25	Frederic NAVARRO										A	6	16	A	3	20												0	1	0	20	36	0	
26	Alexandros ANAGNOSTOPOULOS										A	23	0	B	3	20	B	8	14									0	1	0	20	34	2	
27	Carson FERNANDES													B	5	17	B	5	17									0	0	0	17	34	0	
28	Samuel BENNETT				A	10	12	A	10	12	A	12	10															0	0	0	12	34	0	
29	Alfie WHILTSHIRE	B	5	17	A	16	6	A	16	6																		0	0	0	17	29	5	
30	Lily BROWN	B	7	15	A	20	2	A	12	10	A	22	0															0	0	0	15	27	2	
31	Toby WOOLF										A	17	5	B	10	12	B	13	9									0	0	0	12	26	1	
32	Benjamin HAMILTON										B	1	25																1	1	0	25	25	1

33	Ciaran MORSEMAN	B	9	13	A	17	5	A	15	7											0	0	0	13	25	0
34	Barney WHITFIELD																				0	1	0	22	22	3
35	Edward FULLER																				0	0	0	12	22	0
36	Daniel LYSENSKYI																				0	1	0	22	22	0
37	Jenson HOUGHTON																				0	0	0	15	15	7
38	Kacper DUBANOWSKI							A	18	4				B	12	10					0	0	0	10	14	1
39	Jack LEAD	A	9	13																	0	0	0	13	13	1
40	Esmee TIGNEY																				0	0	0	13	13	0
41	Oliver APPLETON				A	18	4	A	19	3	A	19	6								0	0	0	4	13	0
42	Bradley TREVETT				A	19	3				A	21	1	B	14	8					0	0	0	8	12	1
43	Brandon BANDA													B	11	11	A	21	1		0	0	0	11	12	0
44	Aiden CARROLL													B	13	9					0	0	0	9	9	3
45	Lucas PEARSON																A	18	4		0	0	0	4	4	5