








Club 73 Youth Cup Points																															
		B. McGirr (35.884)			O.Greetham (53.800)			J.Larkin (49.467)																							
Position	Driver Name	Race	Finishing Position	Points	Race	Finishing Position	Points	Race	Finishing Position	Points	Race	Finishing Position	Points	Race	Finishing Position	Points	Race	Finishing Position	Points	Race	Finishing Position	Points	Wins	Podiums	Fastest Laps	Best Result	Total Pts	Difference			
1	Bobby MCGIRR	B	1	52				A	3	20													1	2	1	25	72	-			
2	Robert CRAWFORD	A	4	18	A	1	25	A	1	25													2	2	0	25	68	4			
3	Nathan GILL-COGAN	A	3	20	A	3	40	A	14	8													0	2	0	20	68	0			
4	Callum EVE	B	4	18	A	5	34	A	7	15													0	0	0	18	67	1			
5	Ollie BRUNEL-WHILE	A	1	25	A	2	22	A	6	16													1	2	0	25	63	4			
6	Ethan SIMPSON	B	8	14	B	2	44	A	20	2													0	1	0	22	60	3			
7	Rhys TYLER	A	7	15	B	4	36	A	13	9													0	0	0	18	60	0			
8	Barney WHITFIELD	A	9	13	B	3	40	A	17	5													0	1	0	20	58	2			
9	Finley PESCOD	B	5	17	A	4	18	A	11	22													0	0	0	18	57	1			
10	Oscar GREETHAM	B	9	13	B	1	26	A	12	10													1	1	1	25	49	8			
11	Kacper DUBANOWSKI	B	6	16	B	6	32																0	0	0	16	48	1			
12	Luke PESCOD	A	5	17	A	6	16	A	19	6													0	0	0	17	39	9			
13	Jack LANGFORD	B	3	20				A	5	17													0	0	1	0	20	37	2		
14	Tom LIPSCOMBE	B	2	22				A	8	14													0	1	0	22	36	1			
15	Ellis COX	A	2	22				A	10	12													0	1	0	22	34	2			
16	Noruwa OWEN	A	6	16				A	9	13													0	0	0	16	29	5			
17	Tobi WOOLF				B	5	17	A	15	7													0	0	0	17	24	5			
18	Frederic NAVARRO							A	2	22													0	1	0	22	22	2			
19	Jules LARKIN							A	4	19													0	0	1	18	19	3			
20	William ACHESON				B	7	15	A	23	1													0	0	0	15	16	3			
21	Edward FULLER	A	10	12				A	18	4													0	0	0	12	16	0			
22	Layne CROMWELL	B	7	15																			0	0	0	15	15	1			
23	Charlie DEVLIN	A	8	14																			0	0	0	14	14	1			
24	Christian YORDANOV							A	16	6													0	0	0	6	6	8			
25	Luke MCBRIDE							A	21	1													0	0	0	1	1	5			
26	Zack LLEWELLYN MORRIS							A	22	1													0	0	0	1	1	0			
27	Riley HINTON							A	24	1													0	0	0	1	1	0			