










Club 73 Youth Cup Points																												
		L. Cromwell-Dorrell (35.986)			J. Stewart-Staff (42.423)			J. Stewart-Staff (54.005)			J. Stewart-Staff (49.552)			J. Stewart-Staff (43.430)														
Position	Driver Name	Race	Finishing Position	Points	Race	Finishing Position	Points	Race	Finishing Position	Points	Race	Finishing Position	Points	Race	Finishing Position	Points	Race	Finishing Position	Points	Race	Finishing Position	Points	Wins	Podiums	Fastest Laps	Best Result	Total Pts	Difference
1	Jasper STEWART-STAFF	B	1	25	A	1	26	A	1	26	A	3	42	A	1	26							4	5	4	25	145	-
2	Bobby MCGIRR				A	2	22	A	3	40	A	1	25	A	7	15							0	3	0	25	102	43
3	Ellis COX	A	5	17	A	8	14	A	2	22	A	2	22	A	2	22							0	3	0	22	97	5
4	Jasper CLARKE-SASSE	A	1	25	A	7	15	A	6	16	A	10	24	A	6	16							1	1	0	25	96	1
5	Jack SIMMONS	A	7	15	A	6	16	A	4	18	A	5	17	A	13	9							0	0	0	18	75	21
6	Max ANDREWS				A	11	11	A	5	34	A	14	8	A	9	13							0	0	0	17	66	9
7	Callum EVE	A	8	14	A	3	20				A	4	18	A	10	12							0	1	0	20	64	2
8	Oliver BORG	A	3	20	A	12	10	A	9	13				A	4	18							0	1	0	20	61	3
9	Noruwa OWEN	A	6	16	A	4	18				A	9	13	A	8	14							0	0	0	18	61	0
10	Harry HINTON	A	2	22	A	14	8				A	7	30										0	1	0	22	60	1
11	Tom ROBERTS	B	8	14			6	A	7	30	A	20	2	A	14	8							0	0	0	15	60	0
12	Finley PESCOD	B	4	18	A	9	13	A	11	11				A	11	11							0	0	0	18	53	7
13	Ollie BRUNEL-WHILE	A	4	18	A	5	17	A	8	14													0	0	0	18	49	4
14	Luke PESCOD	B	6	16	A	15	7	A	14	8				A	12	10							0	0	0	16	41	8
15	Nathan GILL-COGAN	B	2	22	A	13	9	A	17	5													0	1	0	22	36	5
16	Layne CROMWELL-DORRELL	B	3	21				A	13	9	A	16	6										0	1	1	20	36	0
17	Frederic NAVARRO										A	6	16	A	3	20							0	1	0	20	36	0
18	Samuel BENNETT				A	10	12	A	10	12	A	12	10										0	0	0	12	34	2
19	Jack LANGFORD										A	8	14	A	5	17							0	0	0	17	31	3
20	Alfie WHILTSHIRE	B	5	17	A	16	6	A	16	6													0	0	0	17	29	2
21	Tom LIPSCOMBE										A	11	11	B	4	18							0	0	0	18	29	0
22	Lily BROWN	B	7	15	A	20	2	A	12	10	A	22	0										0	0	0	15	27	2
23	Ciaran MORSEMAN	B	9	13	A	17	5	A	15	7													0	0	0	13	25	2
24	Benjamin HAMILTON													B	1	25							1	1	0	25	25	0
25	Jules LARKIN													B	2	22							0	1	0	22	22	3
26	Robert CRAWFORD										A	13	9	B	11	11							0	0	0	11	20	2
27	Zac ANDREWS										A	15	7	B	9	13							0	0	0	13	20	0
28	Alexandros ANAGNOSTOPOULOS										A	23	0	B	3	20							0	1	0	20	20	0

29	Rhys TYLER								A	18	4	B	8	14					0	0	0	14	18	2
30	Toby WOOLF								A	17	5	B	10	12					0	0	0	12	17	1
31	Carson FERNANDES											B	5	17					0	0	0	17	17	0
32	Tim BRINK											B	6	16					0	0	0	16	16	1
33	Warren TURVEY											B	7	15					0	0	0	15	15	1
34	Kacper DUBANOWSKI						A	18	4			B	12	10					0	0	0	10	14	1
35	Jack LEAD	A	9	13															0	0	0	13	13	1
36	Oliver APPLETON				A	18	4	A	19	3	A	19	6						0	0	0	4	13	0
37	Bradley TREVETT				A	19	3				A	21	1	B	14	8			0	0	0	8	12	1
38	Aiden CARROLL											B	13	9					0	0	0	9	9	3